






ANNEX A

Technical Specifications

Item #	Qty	Unit	Item Description
			EXECUTIVE TABLES
1	3	units	<i>End-user: CCSIT</i>
			<p>Specs: WORKSTATION 130x130x60D cm L-SHAPE table 120H cm full fabric partition with 1pc mobile cabinet beige laminated side legs</p> 
2	1	unit	<i>End-user: Students & Auxillary Services</i>
			<p>Specs: Material: MDF Size: .6M or 1.8M Color: Cherry Set Includes: 1 Main Table + 1 Side Table + 1 Mobile Drawer Dimension: 1.6M: L63" x W75" x H30"</p> 
3	1	unit	<i>End-user: EOQA</i>
			<p>Specs: Measurement: W150xD150xH75 cm Color Panels: Walnut Metal Leg: Black Materials Made of Melamine laminated on Particle board. 25 mm thick top panel with 0.8 mm thick PVC edging. 16 mm thick front panel with 0.8 mm thick Pvc edging . 75 mm dia. plastic wirehole cap. 1.2 mm thick stamped metal sheet Legs in powder coated finish with 38 mm adjustable foot glider. Product Weight 45 kgs Assembly Required Yes</p> 



OFFICE TABLES			
4	20	units	<p>End-user: CCSIT</p> <p>Specs: Dimension W120 x D54 x H76cm Color Panel: Black Walnut Metal: White Item Material - 18mm thick Melamine laminated on E1 grade Particle board with 3mm thick MDF drawer floor board. - 20x40x1.0 mm steel tube leg in anti-UV powder coated finish. 16inches metal drawer slide and 96mm Aluminum handle.</p> 
5	1	unit	<p>End-user: ELES</p> <p>Specs: Width: 55" Depth: 27" Height: 29.5"</p> 
6	1	unit	<p>End-user: Students & Auxillary Services</p> <p>Specs: Drawers: Center, side drawers and cabinet Color: Coffee/ same as picture</p> 
7	2	units	<p>End-user: International Affairs Office</p> <p>Specs: with 5 drawers for storage (3 with lock) • 1 Door for storage • Size: 119x61x76 cm • Made from Laminated Particle Board • Stylish and Multifunctional</p>
8	5	units	<p>End-user: Civil Engineering</p> <p>Specs: Work Surfaces/ Tops: EPOXY – 1 inch thick with squared front edge Weight/Load Capacity: Supports 1500 lbs. evenly distributed static load Depth: 36 inches Length: 48 inches (4 SEATER) Bench Top/Worksurface Height: LAB TABLES - Fixed at 30 inches – frame height is 29" + 1" of top thickness -- OR - - Fixed at 36 inches – frame height is 35" + 1" of top thickness -- OR -- § Adjustable from 30-36 inches, via telescoping legs Frames: Color: Appliance White, With four (4) legs. The H-Leg Design with heavy gauge 2" x 2" tubing, with a heavy gauge spreader welding both legs together provides superior durability and strength. Each leg includes 5-16/18 levelers with 1-3/4" diameter nylon base. 3" back.</p> 





Supply, Delivery & Installation of Various Furniture & Fixtures

(PB 2022-G&S-04)





Excellence | Service | Leadership and Good Governance | Innovation | Social Responsibility | Integrity | Professionalism | Spirituality

9	1	unit	<p><i>End-user: CHTM</i></p> <p>Specs: 8-Seater Dining Table, heavy duty, washed brown color with black steel footing</p> 
10	4	units	<p><i>End-user: CHTM</i></p> <p>Specs: 37" square dining table for 2, rubber maid, white, stackable and folding, heavy duty</p> 
11	5	units	<p><i>End-user: Electrical Engineering</i></p> <p>Computer Laboratory Table</p> <p>Specs:</p> <ul style="list-style-type: none"> • With Rollers: Yes • Specific Use: Computer Desk • With Keyboard Shelf: Yes 
12	1	unit	<p><i>End-user: International Affairs Office</i></p> <p>Specs:</p> <p>Kitchen Island Rack Stand Table</p> <p>100*50*80cm Retangular Kitchen Oven , Utensils , Condiments Organiser Space Saver Can be used as a shoe rack, closet storage shelf, kitchen storage shelf, entryway storage shelf, even a potting shelves. You can use it in home, office, dorm, open balcony or garden.</p> <ul style="list-style-type: none"> • 【Space Storage】 : Set with 3-Tier+3-Tier you can store toaster, spice, dishes, and any other things you want. The sturdy top panel is being able to store and hold a microwave and other kitchen appliances. • 【Sturdy Construction】 : This stander frame utilizes heavy-duty and powder-coated metal materials, which ensures stability and durability. • 【Elegant Design】 : Modern simple fashion, fits all different indoor environment, three little hooks on both sides make it convenient to hang some cooking tools. <p>Can be used as kitchen organizer rack, shelf, dish organizer, microwave oven stander or other kitchen appliances.</p> 

Supply, Delivery & Installation of Various Furniture & Fixtures (PB 2022-G&S-04)

Doc. Code: SLSU-QF-MR02
Revision: 01
Date: 16 November 2017

FOLLOW US HERE:
<https://www.facebook.com/southernleytestateu/>
<https://www.youtube.com/c/SouthernLeyteStateUniversity>





OFFICE SWIVEL CHAIRS			
13	60	units	<i>End-user: Library</i>
			<p>Specs: Fixed Seating (Cinema Seats) for AVR/Mini Theater with Installation Outerback: Polypropylene (PP) Seat Pan: Full fabric upholstery, fixed without tip-up Mechanism: Fixed back and fixed seat Armrest: Flip-up with tablet, Blak PP with fabric padding End Panel for side chair: Full upholstered Leg: Steel (powder coated) C/C Distance: 580MM Configuration: 6-seater unit Color: Blue (Cinema seats design)</p> <div data-bbox="587 913 1262 1137" data-label="Image"> </div>
14	5	units	<i>End-user: Campus Headliner</i>
			<p>Specs:</p> <ul style="list-style-type: none"> • Color: Black • Leather Style Vinyl Material • Customizable Streaming Lighting • Adjustable Back to 150 Degree • 2D Adjustable Armrest • Head and Lumber Support Cushions • Max Load up to 200kg
15	2	units	<i>End-user: CAN/UIISA</i>
			<p>Specs: Measurements: W62xD58xH94-104 cm Seat height: 45-55 cm Color Finish: Light & Dark Grey Combination Materials: PP plastic with fiber back frame covered with 557g/1m gsm mesh fabric. 12 mm thick plywood with 60 mm thick new foam covered with 393g/1m gsm mesh fabric seat. PP fixed armrest. BIFMA passed CLASS 3 black gaslift. 330 mm chrome metal base& BIFMA passed 50MM PU nylon castors. Product Weight: 18 kgs Features: Butterfly Mechanism with back reclining and locking at 1 position function.</p> <div data-bbox="1166 1626 1347 1921" data-label="Image"> </div>

Supply, Delivery & Installation of Various Furniture & Fixtures (PB 2022-G&S-04)









Excellence | Service | Leadership and Good Governance | Innovation | Social Responsibility | Integrity | Professionalism | Spirituality

16	1	unit	<i>End-user: Admission Committee</i>
			<p>Specs:</p> <p>Chair Type: Executive Chair Wheeled: Yes</p> <p>Height Adjustable: Yes Seat Height: 50 → 60cm Back Adjustable: Yes Arms Adjustable: No Colour: Black Seat Material: Leather Faced Weight Capacity: 115kg Maximum Seat Height: 60cm Minimum Seat Height: 50cm</p>
			
17	1	unit	<i>End-user: Planning & Development Office</i>
			<p>Specs:</p> <p>PU Leather High Back Lumbar Support for Posture Seat Height Adjustment Tilt Mechanism Leather Padded Chrome Finish Armrests Heavy Duty Chrome Base Color: Black</p>
			
18	2	units	<i>End-user: International Affairs Office</i>
			<p>Specs:</p> <ul style="list-style-type: none"> • Maximum weight capacity: 120kg • Chair Dimension: 63x68x120 • Chair Weight: 14.5kgs • 350mm Chrome steel starbase and nylon casters • Pneumatic height adjustment • Tilt-lock Mechanism • 360 degrees swivel function • Ergonomic and dynamic which will provide comfort and durability
			



Excellence | Service | Leadership and Good Governance | Innovation | Social Responsibility | Integrity | Professionalism | Spirituality

19	4	units	<p><i>End-user: ELES</i></p> <p>Specs: Type: Computer Chair (360° swivel) Material: Mesh cloth, sponge, stainless steel material Color: Black Max Load: Approx.331lbs Adjustable Height: 40-50cm /15.75-19.69in Headrest Dimensions: 24 x 14 cm /9.45 x 5.51in Seating Area Dimensions: 47.5 x 48 cm / 18.70 x 18.90 in Base: Chrome plated star-base</p>	
20	3	units	<p><i>End-user: Student Welfare Services</i></p> <p>Specs: Waterfall seta promotes healthy blood flow Allow you to easily adjust the seat to your desired height Built-in Lumbar Support Easily swivels 360 degrees to get the maximum use of your workspace w/o strain</p>	
VISITOR'S CHAIR				
21	8	units	<p><i>End-user: ELES</i></p> <p>Specs:</p> <ul style="list-style-type: none"> · Fabric Seat and Back · Black Frame · Stackable · Linking · Weight Rating 110kg · Accreditation: SGS Tested · Back Height – 338 mm · Seat Depth – 444 mm · Seat Width –448 mm · Seat Height –445 mm 	
STEEL CABINET				
22	3	units	<p><i>End-user: VPAF</i></p> <p>Specs: Color: Gray Material: Mild Steel No of Racks: 5 Number of Door Cabinets: 4 Number of Shelves: 5 Finishing: Paint Coated</p>	




Supply, Delivery & Installation of Various Furniture & Fixtures

(PB 2022-G&S-04)





Excellence | Service | Leadership and Good Governance | Innovation | Social Responsibility | Integrity | Professionalism | Spirituality

23	1	unit	<i>End-user: CAN/UIISA</i>
			Specs: Filing Cabinet 4-Drawer Vertical Steel Cabinet
24	2	units	<i>End-user: Graduate School</i>
			Specs: 5-layer Steel Shelf Cabinet with Sliding Doors - Lockable Steel Doors with Duplicate Keys Adjustable Shelf Height, Powder-coated finish, Heavy Duty
25	1	unit	<i>End-user: Computer Engineering</i>
			Specs: Dimensions: [Approximate] Length: 3 feet Width: 16 inches Height: 6 feet Color: White/Gray Door Type: Double
			
26	3	units	<i>End-user: ELES & EMDRRM</i>
			Specs: <ul style="list-style-type: none"> · High quality guaranteed · 880 x 400 x 1760mm · Powder coated · Centralized lock · Adjustable shelves · Steel Cabinet with Glass Door
			
27	1	unit	<i>End-user: FHE</i>
			Specs: Door Type: Sliding Glass Size:H-1850mm, W-900mm, D-400mm Color:Classic Grey Material:Steel Adjustable Shelves:Yes Can Fit Long or Legal Size Arch File Folder
			



Excellence | Service | Leadership and Good Governance | Innovation | Social Responsibility | Integrity | Professionalism | Spirituality

28	2	units	<p>End-user: Students & Auxillary Services</p> <p>Specs: Item Name: Swing Glass Two Doors Metal cabinet Material: Steel cold roll steel sheet /Electro-Galvanized Steel Size: W900*D400*H1850MM Thickness: 0.6-1.5 MM Packing Volume: 0.137CBM Loading Quantities: 20'GP-197/set 40'GP-394/set 40'HQ-496/set Warranty: 5 Years Using Area: School, Hospital, Factory, Changing room., etc. Available Color: RAL, Deluxe Available Structure: Full assembly or Disassembly (Knock-Down design) Available Lock: Padlock, cam lock, Code lock, Coin lock, Electronic lock Available Door: Swing door, Sliding door, Tambour door, No door Standard Function: Card slot, Air vent Bearing capacity: Standard 50KG or Customizable</p> 
29	1	unit	<p>End-user: International Affairs Office</p> <p>Half Glass / Half Door Multi Purpose Metal Cabinet, Swing Door w/ keylock Storage filing Cabinet</p> <p>Specs: ★ 1850 X 900 X 400 mm ★ Light Gray & 2 tone color ★ Knock-down/Not Assembled ★ Label box on door ★ ABS handle ★ Key lock with 2 keys ★ Electrostatic powder coated ★ 3 adjustable shelves inside(with reinforcing rib) ★ Gauge 20</p> 
30	3	units	<p>End-user: Research & Innovation</p> <p>Specs: Multi-functional Wardrobe / Cabinet with 3 Doors and 2 Drawers w/ lock • Multi-Functional Wardrobe with 3 doors (2 doors - 1 hanger, 1 door - 3 layer) and 2 drawers (with Lock) • Made from sturdy laminated wood, very versatile storage • Elegant Design and Smooth texture • Easy to clean, functional and decorative • Size: L47.25" x W16.5" x H70.90" (inches) • Color: Dark Brown</p> 
31	1	unit	<p>End-user: Library</p> <p>Specs: Drawer Wood File Cabinet Mobile Lateral Filing Cabinet w/ Open Storage Shelves 3 drawers (2 top small drawers and 1 large bottom drawer) Heavy Duty Color: Black</p>  <p>Product Size</p> 



Supply, Delivery & Installation of Various Furniture & Fixtures (PB 2022-G&S-04)

Doc. Code: SLSU-QF-MR02
Revision: 01
Date: 16 November 2017

FOLLOW US HERE:
<https://www.facebook.com/southernleytestateu/>
<https://www.youtube.com/c/SouthernLeyteStateUniversity>







32	2	units	<i>End-user: Students Program & Services and Student Affairs & Services</i>
			<p>Specs: Drawer: 4-drawer vertical filing cabinet Color: Grey Size: 62 x 46 x 133 cm Measurement: 1890*940*83 Gross Weight: 45 KGS Net Weight: 42 KGS</p> 
			WINDOW BLINDS
33	4	sets	<i>End-user: CAN/UISA</i>
			<p>Specs: Combi blinds w/ complete accessories Size: Width - 121 cm; Length - 163 cm Color: Beige</p>
34	2	sets	<i>End-user: Acctg Office</i>
			<p>Specs: 1 set of Combi blinds w/ complete accessories Color: N508 Beige Size: Width - 400 cm; Height - 120 cm Note: Cut into 2</p> <p>1 set of Combi blinds w/ complete accessories Color: N508 Beige Size: Width - 241 cm; Height - 120 cm With Installation</p>
35	1	set	<i>End-user: VPAF</i>
			<p>Specs: DUO ROLLER BLINDS (include brackets and screws) Height can be adjusted up and down Color: Beige Height: 140 x160 cm</p>
			BED
36	3	units	<i>End-user: Research & Innovation</i>
			<p>Specs:</p> <ul style="list-style-type: none"> • Double type • Class A Foam 48x75X5 Double Size • Heavy duty • Black color 

Supply, Delivery & Installation of Various Furniture & Fixtures

(PB 2022-G&S-04)



Excellence | Service | Leadership and Good Governance | Innovation | Social Responsibility | Integrity | Professionalism | Spirituality

37	3	units	<p>End-user: Research & Innovation</p> <ul style="list-style-type: none"> Description: 2 side drawers and 1 center drawer. 2 tempered glass shelves, 1 mirror and 1 stool. <p>Specs:</p> <ul style="list-style-type: none"> Color: Wenge Dimensions: H: 154 cm L: 81 cm W: 40 cm Material: Medium Density Fiber (MDF) 
CURTAIN			
38	10	units	<p>End-user: International Affairs Office</p> <p>Specs:</p> <ul style="list-style-type: none"> 6 pcs blue curtains & 4 white curtains Color: Deep Blue and white Width: 1 meter – 1.5 meter Length: 2 meters 
CURTAIN ROD			
39	4	units	<p>End-user: International Affairs Office</p> <p>Specs:</p> <ul style="list-style-type: none"> Spring Loaded Adjustable Tension Rod - Curtain Rod Diameter: Approximately 1.5cm 100-Brand new and high quality Easy installation without any tools No damage to walls doors or windows Can be freely adjusted the length The friction of the wall and the extension of the rod will affect the use. Generally speaking the more friction of the wall and the shorter extension of the rod the better effect of use. The shortest size can bear more items than the longest size